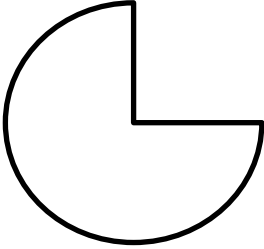
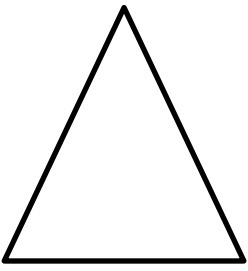


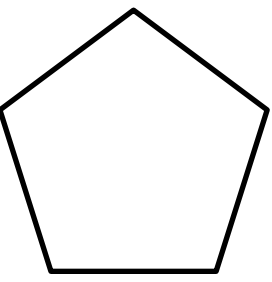

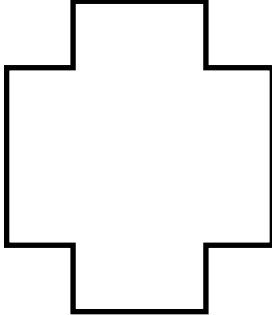
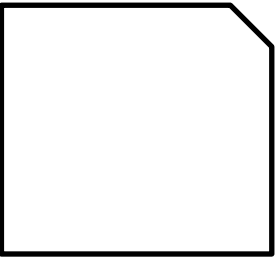


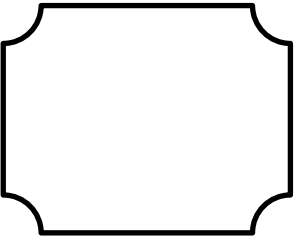
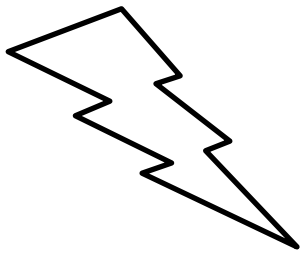
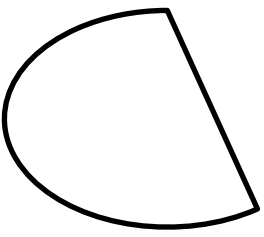



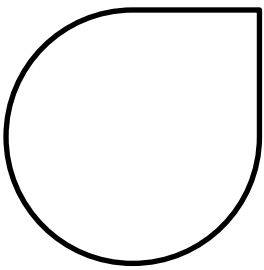

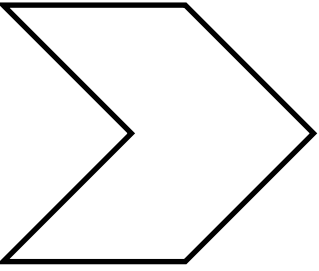


Poligoni o non poligoni? Classifica le diverse linee in base alle loro caratteristiche:  
 CURVA/SPEZZATA/MISTA, APERTA/CHIUSA, SEMPLICE/INTRECCIATA. Poi scrivi sopra POLIGONO  
 o NON POLIGONO.

A) 	B) 	C) 	D) 
E) 	F) 	G) 	H) 
I) 	L) 	M) 	N) 
O) 	P) 	Q) 	R) 
S) 	T) 	U) 	V) 